

Installation Instructions: 5W/7W Firestay CCT LED Sensor Downlights (08188)

Important Information

We recommend that luminaires are installed by a qualified electrician ensuring the installation complies with current IEE wiring regulations BS7671:2018 & local building control.

- All tests should be carried out in accordance to EN 50172:2004.
- BELL will not accept responsibility for any claims arising from a poor installation.
- The light source of this luminaire is not replaceable: when the light source reaches end of life, the whole luminaire must be replaced.

Important User Advice

- The ambient room temperature should not exceed 30°C.
- Always switch off mains supply before installing.

Table 1

Downlight	Cut Out Ø
08188	65-70mm

This product may contain substances that can be hazardous to the environment if not disposed of properly. Electrical and electronic equipment should never be disposed of with general household waste but must be separated for its correct treatment and recovery.

Where possible recycle your packaging.



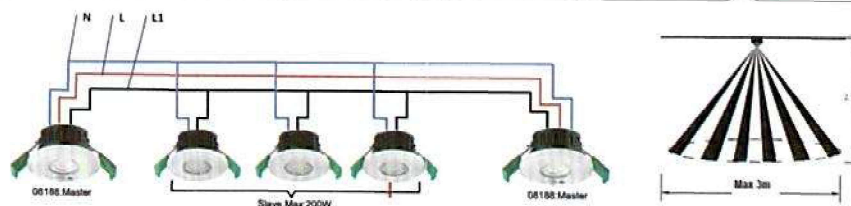
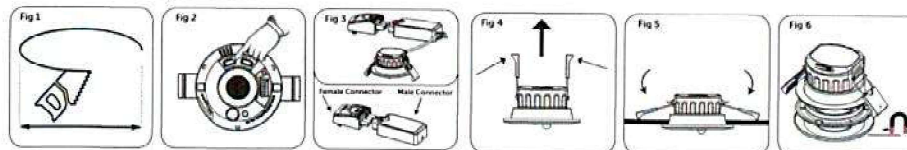
Read these instructions before installation and retain for future reference








This equipment should be installed by a competent electrician

Installation

1. Cut a suitable diameter hole in the ceiling for your downlight (see **Table 1**) ensuring that it does not infringe with electrical cables, water/gas pipes or ceiling joists, (see **Fig 1**).
2. Remove bezel and adjust to required colour temperature and wattage, (see **Fig 2**).
3. Wire the female connector (separate in the package) to the circuit, make the necessary circuit tests. Connect the male connector (the one which integrated with the driver) to the female connector, ensuring that they are fully 'Clicked', (see **Fig 3**).
4. Fold spring clips upwards and insert fitting into the hole, (see **Fig 4**).
5. Release spring clips to hole fitting in place, (see **Fig 5**).
6. Test for correct operation.



1	2		3	4		5		6	Stand By
OFF	OFF	1 min	OFF	OFF	25 %	OFF		OFF	0%
OFF	ON	2 min	OFF	ON	50%	ON		ON	10 %
ON	OFF	3 min	ON	OFF	75%				
ON	ON	5 min	ON	ON	100%				

The lamp is supplied complete with a white magnetic bezel.

Firestay CCT downlights have a choice of four color temperatures(2700k, 3000k, 4000k, 6000k). Also a choice of two wattages(5W/7W).

You can choose the colour temperature and wattage you prefer via the switches under the magnetic bezel.

To change bezels simply place the magnetic bezel on the fitting, (see **Fig 6**).

Insulation Coverable (IC Rated)

The lamp is designed for use with insulation material so that it does not need extra IC cage accessories.

